

Ceramel XT-40S™ High Performance SMP
(silicone modified polyester)

Standard Colors



BONE WHITE



ALMOND



ANTIQUÉ IVORY



ASH GRAY



SIERRA TAN



SLATE GRAY



MUSKET GRAY



PEBBLE CLAY




CHARCOAL GRAY



DEEP BLACK



MATTE BLACK



MANSARD BROWN




MEDIUM BRONZE



DARK BRONZE



BURNISHED SLATE



BURGUNDY



COLONIAL RED



TERRA COTTA




HARTFORD GREEN



CLASSIC GREEN




SLATE BLUE



COPPER PENNY*

Non-Painted Colors



GALVALUME® PLUS



MODERN GALVANIZED



CLASSIC GALVANIZED



Ceramel XT-40S™



*Steel Substrate Grade D (yield strength of 50,000 psi) & Grade E (yield strength of 80,000 psi).
 *Substrate Coatings - Galvalume® AZ50, AZ55, AZ60, AZ70 & Galvanized G40, G60, G90, G100.
 *Due to product advancements, changes and other factors, we reserve the right to modify or delete the information herein without prior notice.

*Dura Coat is a registered trademark of Dura Coat Products, Inc.
 *Ceramel XT-40S is a trademark of Dura Coat Products, Inc.
 *Galvalume® is a registered trademark of BIEC International, Inc.
 *Protective film must be removed immediately after installation.

*Metallics are a premium cost and are batch sensitive, therefore variations are very common and expected.
 *Not all products listed offer 30 year paint warranty and warranties vary.
 *Oil Canning is not a cause for rejection. See oil canning disclaimer.

Printed colors may vary from actual product. Metal samples available upon request. Please inquire for metal type, gauge, color, availability & lead times.

Briggs Steel | sales@BriggsSteel.com | (877) 95 · STEEL

Roofing • Siding • Facade • Post Frame • Soffit • Interior • Gutter

Panel Selection

Many more metal types, gauges, colors & widths not listed below are available.

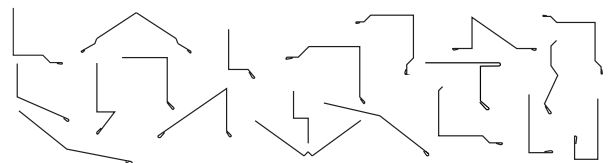
1/2" Corrugated Maxx™ Wall Panel	
1/2" Corrugated Maxx™ Roof Panel	
7/8" Corrugated Maxx™ Wall Panel	
7/8" Corrugated Maxx™ Roof Panel	
PBR PlusX™ Panel	
Inverted R Panel SLW™	
Rapid Snap NS100™ 11.75" Coverage	
Rapid Snap NS100™ 15.75" Coverage	
Rapid Snap NS100™ 19.75" Coverage	
Sure Snap SL100™ 12.875" Coverage	
Sure Snap SL100™ 16.875" Coverage	
Sure Snap SL100™ 20.875" Coverage	
Sure Lock ML100™ 12.625" Coverage	
Sure Lock ML100™ 16.625" Coverage	
Sure Lock ML100™ 20.625" Coverage	
Sure Lock ML150™ 11.75" Coverage	
Sure Lock ML150™ 15.75" Coverage	
Sure Lock ML150™ 19.75" Coverage	
FlushX™ Panel 8", 12", 16", 20"	
Reveal FlushX™ 8", 12", 16", 20"	
Slot Wall InfinityX™ 7", 8", 10", 12"	
Sure Grip Board & Batten™ 4", 6", 8"	
5" & 6" K-Style InfinityX™	

Almond	Antique Ivory	Ash Gray	Bone White	Burgundy	Burnished Slate	Charcoal Gray	Classic Green	Colonial Red	Copper Penny	Dark Bronze	Deep Black	Galvalume®	Galvanized	Hartford Green	Mansard Brown	Matte Black	Medium Bronze	Musket Gray	Pebble Clay	Sierra Tan	Slate Blue	Slate Gray	Terra Cotta
1/2" Corrugated Maxx™ Wall Panel	●	●	●	●	●	●	●	●	●	●	●	●	●	●	●	●	●	●	●	●	●	●	●
1/2" Corrugated Maxx™ Roof Panel	●	●	●	●	●	●	●	●	●	●	●	●	●	●	●	●	●	●	●	●	●	●	●
7/8" Corrugated Maxx™ Wall Panel	●	●	●	●	●	●	●	●	●	●	●	●	●	●	●	●	●	●	●	●	●	●	●
7/8" Corrugated Maxx™ Roof Panel	●	●	●	●	●	●	●	●	●	●	●	●	●	●	●	●	●	●	●	●	●	●	●
PBR PlusX™ Panel	●	●	●	●	●	●	●	●	●	●	●	●	●	●	●	●	●	●	●	●	●	●	●
Inverted R Panel SLW™	●	●	●	●	●	●	●	●	●	●	●	●	●	●	●	●	●	●	●	●	●	●	●
Rapid Snap NS100™ 11.75" Coverage	●	●	●	●	●	●	●	●	●	●	●	●	●	●	●	●	●	●	●	●	●	●	●
Rapid Snap NS100™ 15.75" Coverage	●	●	●	●	●	●	●	●	●	●	●	●	●	●	●	●	●	●	●	●	●	●	●
Rapid Snap NS100™ 19.75" Coverage	●	●	●	●	●	●	●	●	●	●	●	●	●	●	●	●	●	●	●	●	●	●	●
Sure Snap SL100™ 12.875" Coverage	●	●	●	●	●	●	●	●	●	●	●	●	●	●	●	●	●	●	●	●	●	●	●
Sure Snap SL100™ 16.875" Coverage	●	●	●	●	●	●	●	●	●	●	●	●	●	●	●	●	●	●	●	●	●	●	●
Sure Snap SL100™ 20.875" Coverage	●	●	●	●	●	●	●	●	●	●	●	●	●	●	●	●	●	●	●	●	●	●	●
Sure Lock ML100™ 12.625" Coverage	●	●	●	●	●	●	●	●	●	●	●	●	●	●	●	●	●	●	●	●	●	●	●
Sure Lock ML100™ 16.625" Coverage	●	●	●	●	●	●	●	●	●	●	●	●	●	●	●	●	●	●	●	●	●	●	●
Sure Lock ML100™ 20.625" Coverage	●	●	●	●	●	●	●	●	●	●	●	●	●	●	●	●	●	●	●	●	●	●	●
Sure Lock ML150™ 11.75" Coverage	●	●	●	●	●	●	●	●	●	●	●	●	●	●	●	●	●	●	●	●	●	●	●
Sure Lock ML150™ 15.75" Coverage	●	●	●	●	●	●	●	●	●	●	●	●	●	●	●	●	●	●	●	●	●	●	●
Sure Lock ML150™ 19.75" Coverage	●	●	●	●	●	●	●	●	●	●	●	●	●	●	●	●	●	●	●	●	●	●	●
FlushX™ Panel 8", 12", 16", 20"	●	●	●	●	●	●	●	●	●	●	●	●	●	●	●	●	●	●	●	●	●	●	●
Reveal FlushX™ 8", 12", 16", 20"	●	●	●	●	●	●	●	●	●	●	●	●	●	●	●	●	●	●	●	●	●	●	●
Slot Wall InfinityX™ 7", 8", 10", 12"	●	●	●	●	●	●	●	●	●	●	●	●	●	●	●	●	●	●	●	●	●	●	●
Sure Grip Board & Batten™ 4", 6", 8"	●	●	●	●	●	●	●	●	●	●	●	●	●	●	●	●	●	●	●	●	●	●	●
5" & 6" K-Style InfinityX™	●	●	●	●	●	●	●	●	●	●	●	●	●	●	●	●	●	●	●	●	●	●	●

- Standard Colors Available.
- Standard Colors available at this width at an increased cost, due to drop waste.
- Available at this width at an increased cost, due to drop waste.
- Components available with alternate pricing and longer lead times.

WE OFFER MANY COLORS & PROFILES NOT INCLUDED ON THIS CHART

- Many other panel profiles are available. Please talk to representative for details.
- Standard & Custom trim available for all profiles and for profiles not listed.
- Custom trim options available for a variety of different applications.
- Large Inventory of Coil, Flat Sheet, Fasteners, Sealants & Accessories.



Standard & Custom Bending/Folding

**Actual coverage may vary slightly due to the characteristics of the steel.
 •Please inquire for metal type, gauge, color, availability and lead times.
 •Protective film must be removed immediately after installation.
 •Please see product specification sheet for more details.
 •Oil Canning is not a cause for rejection.
 •Profiles are not to scale.

Toll-Free: (877) 95-STEEL
Office: (208) 745-1500
 Email: sales@briggssteel.com
 Fax: (208) 745-0675

www.BriggsSteel.com

4056 E 300 N
 Rigby, Idaho 83442

